

# Shipping containers

Types and dimensions



# 20' DC (20'x8'x8'6" Dry Cargo Container)

A dry-cargo container is a shipping container used for transporting all types of goods, except liquids.

Internal Dimensions			Weight			Capacity
Length	Width	Height	Max Gross Weight	Average Tare	Max Payload	
5 900 mm	2 352 mm	2 393 mm	30 480 kg	2 230 kg	28 250 kg	33,2 m <sup>3</sup>




The dimensions shown in the tables below may differ slightly from the actual dimensions and may vary depending on a manufacturer. The actual dimensions are always indicated on the right door of the container.

# 40' DC (40'x8'x8'6" Dry Cargo Container)

A dry-cargo container is a shipping container used for transporting all types of goods, except liquids.

Internal Dimensions			Weight			Capacity
Length	Width	Height	Max Gross Weight	Average Tare	Max Payload	
12 034 mm	2 352 mm	2 395 mm	30 480 kg	3 740 kg	26 740 kg	67,8 m <sup>3</sup>

The dimensions shown in the tables below may differ slightly from the actual dimensions and may vary depending on a manufacturer. The actual dimensions are always indicated on the right door of the container.




# 40' HC (40'x8'x9'6" Dry Cargo Container)

A dry-cargo container is a shipping container used for transporting all types of goods, except liquids.

Internal Dimensions			Weight			Capacity
Length	Width	Height	Max Gross Weight	Average Tare	Max Payload	
12 034 mm	2 352 mm	2 700 mm	30 480 kg	3 900 kg	26 580 kg	76,4 m <sup>3</sup>

The dimensions shown in the tables below may differ slightly from the actual dimensions and may vary depending on a manufacturer. The actual dimensions are always indicated on the right door of the container.




# 45' HC DC (45'x8'x9'6" Dry Cargo Container)

A dry-cargo container is a shipping container used for transporting all types of goods, except liquids.

Internal Dimensions			Weight			Capacity
Length	Width	Height	Max Gross Weight	Average Tare	Max Payload	
13 556 mm	2 352 mm	2 700 mm	30 480 kg	4 700 kg	25 780 kg	86,0 m <sup>3</sup>

The dimensions shown in the tables below may differ slightly from the actual dimensions and may vary depending on a manufacturer. The actual dimensions are always indicated on the right door of the container.




# 20' OT (20'x8'x8'6" Open Top Container)

Open top containers are specifically designed to transport cargo that needs to be loaded vertically from the top. They are also ideal for "out of gauge" cargo.

Internal Dimensions			Weight			Capacity
Length	Width	Height	Max Gross Weight	Average Tare	Max Payload	
5 898 mm	2 352 mm	2 348 mm	30 480 kg	2 200 kg	28 280 kg	32 m <sup>3</sup>

The dimensions shown in the tables below may differ slightly from the actual dimensions and may vary depending on a manufacturer. The actual dimensions are always indicated on the right door of the container.

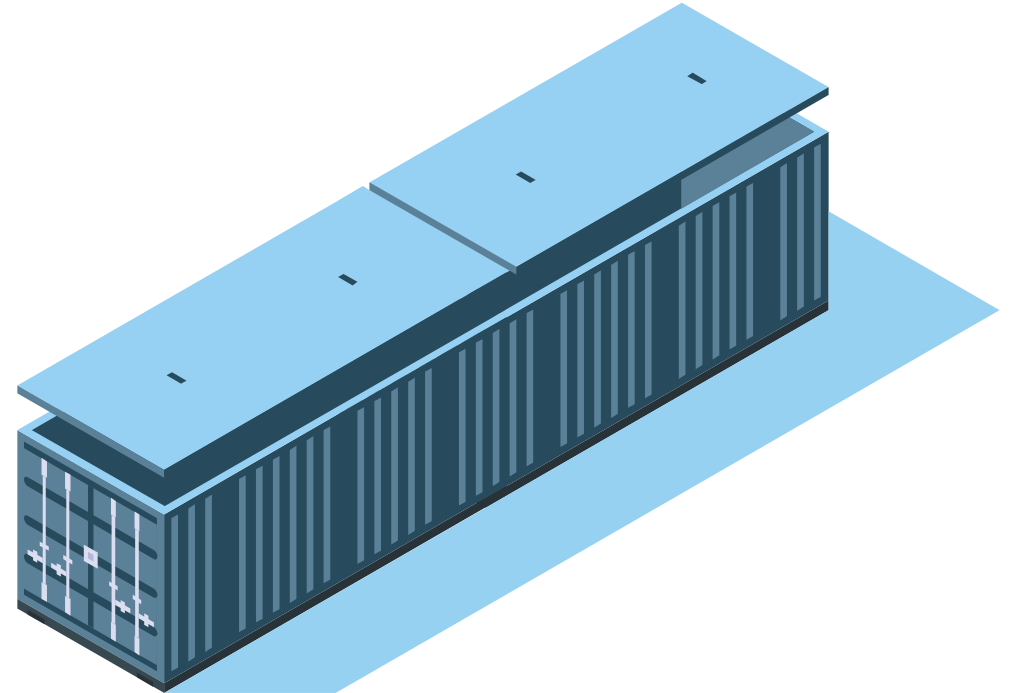


# 40' OT (40'x8'x8'6" Open Top Container)

Open top containers are specifically designed to transport cargo that needs to be loaded vertically from the top. They are also ideal for "out of gauge" cargo.

Internal Dimensions			Weight			Capacity
Length	Width	Height	Max Gross Weight	Average Tare	Max Payload	
12 032 mm	2 352 mm	2 348 mm	30 480 kg	3 880 kg	26 600 kg	66 m <sup>3</sup>

The dimensions shown in the tables below may differ slightly from the actual dimensions and may vary depending on a manufacturer. The actual dimensions are always indicated on the right door of the container.




# 20' PC (20'x8x8'6" Flat Rack Container)

Flat rack containers are manufactured with walls only at the short end of the container. Flatracks are ideal for the carriage of heavy, bulky as well as "out of gouge" cargo.

Internal Dimensions			Weight		
Length	Width	Height	Max Gross Weight	Average Tare	Max Payload
5 718 mm	2 213 mm	2 440 mm	34 000 kg	2 750 kg	31 250 kg

The dimensions shown in the tables below may differ slightly from the actual dimensions and may vary depending on a manufacturer. The actual dimensions are always indicated on the right door of the container.



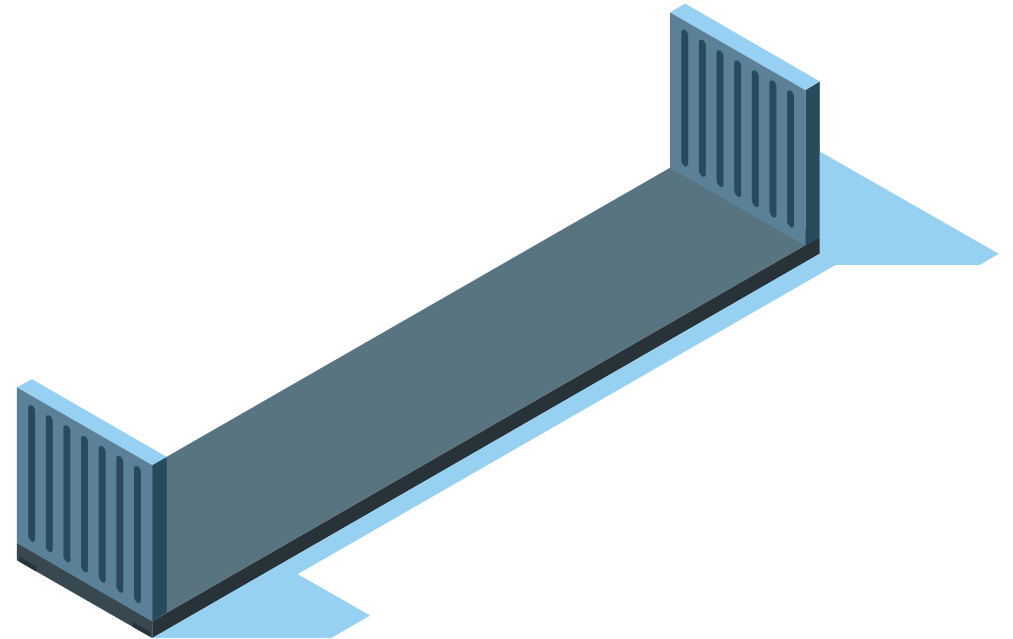


# 40' PC (40'x8x8'6" Flat Rack Container)

Flat rack containers are manufactured with walls only at the short end of the container. Flatracks are ideal for the carriage of heavy, bulky as well as "out of gouge" cargo.

Internal Dimensions			Weight		
Length	Width	Height	Max Gross Weight	Average Tare	Max Payload
11 888 mm	1 959 mm	2 440 mm	52 500 kg	5 100 kg	47 400 kg

The dimensions shown in the tables below may differ slightly from the actual dimensions and may vary depending on a manufacturer. The actual dimensions are always indicated on the right door of the container.



# 20' RF (20'x8'x8'6" Reefer Container)

A refrigerated container is a shipping container used for the transportation of temperature sensitive cargo such as food items, as well as non-food items

Internal Dimensions			Weight			Capacity
Length	Width	Height	Max Gross Weight	Average Tare	Max Payload	
5 456 mm	2 294 mm	2 273 mm	30 480 kg	3 010 kg	27 470 kg	28,6 m <sup>3</sup>

The dimensions shown in the tables below may differ slightly from the actual dimensions and may vary depending on a manufacturer. The actual dimensions are always indicated on the right door of the container.

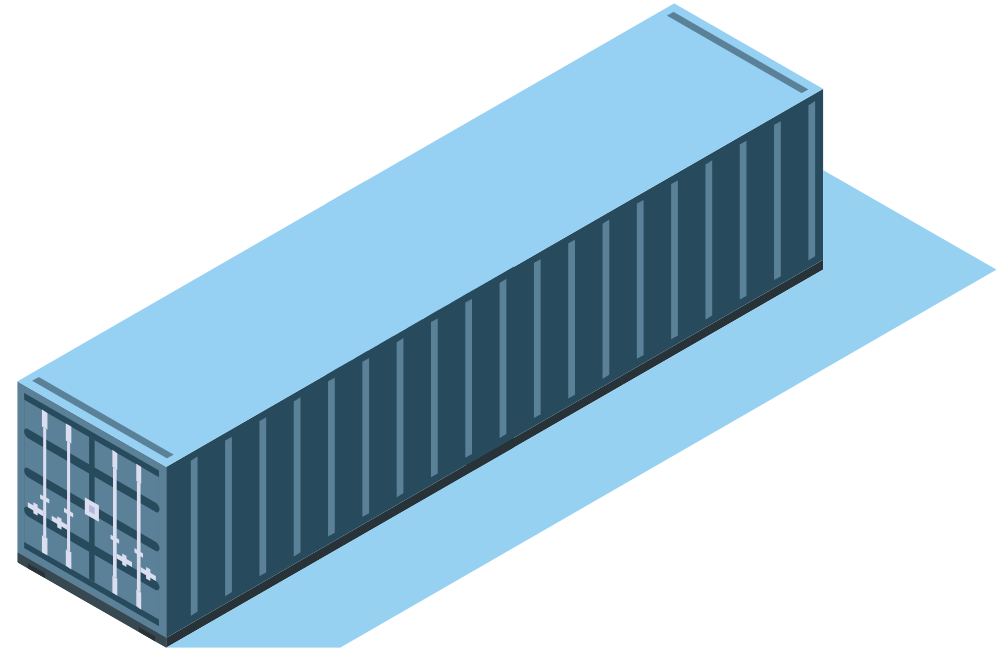


# 40' RH (40'x8'x9'6" Reefer Container)

A refrigerated container is a shipping container used for the transportation of temperature sensitive cargo such as food items, as well as non-food items

Internal Dimensions			Weight			Capacity
Length	Width	Height	Max Gross Weight	Average Tare	Max Payload	
11 584 mm	2 294 mm	2 557 mm	34 000 kg	4 740 kg	29 260 kg	68 m <sup>3</sup>

The dimensions shown in the tables below may differ slightly from the actual dimensions and may vary depending on a manufacturer. The actual dimensions are always indicated on the right door of the container.



# 45' RW (45'x255x9'6" Reefer Container)

A refrigerated container is a shipping container used for the transportation of temperature sensitive cargo such as food items, as well as non-food items

Internal Dimensions			Weight			Capacity
Length	Width	Height	Max Gross Weight	Average Tare	Max Payload	
13 280 mm	2 440 mm	2 582 mm	34 000 kg	6 180 kg	27 820 kg	80,4 m <sup>3</sup>

The dimensions shown in the tables below may differ slightly from the actual dimensions and may vary depending on a manufacturer. The actual dimensions are always indicated on the right door of the container.

